

5GVRLA

5GVRLA9

12V9Ah

5GVRLA series battery uses AGM technology and high-purity raw materials. Its good floating back up and large current discharge performance makes it optimal and economical choice for UPS/EPS.

Benefits

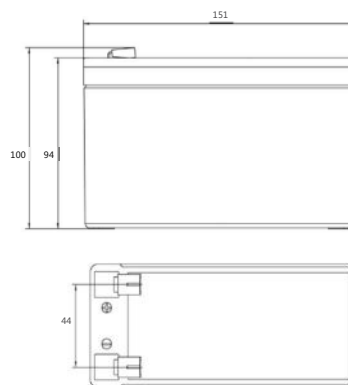
Applications

- UPS units
- Emergency power
- Starting generators
- EPS units

Standards

- IEC 61056-1/2
- JIS C8702-1/2
- EUROBAT guide

Drawing



Specifications

Battery Model	5GVRLA9			
Design Life (years, 25°C)	5			
Capacity (Ah, 25°C)	20HR (0.45A, 1.75V)	10HR (0.82A, 1.75V)	5HR (1.44A, 1.75V)	1HR(5.314A, 1.70V)
	9	8.1	7.2	5.314
Dimensions (mm)	Length	Width	Height	Total Height
	151	65	94	100
Approx. Weight (kg)	2.70			
Reference Internal Resistance (mK)	14.5 (full charged @ 25°C)			
Maximum Discharge Current (A/5 Sec.)	135			
Self-Discharge (25°C)	≤3% per month			
Charge Voltage (V/cell, 25°C)	Cycle use		Float use	
	2.45 (-3.5mV/°C/cell), max charge current: 2.7 A		2.27 (-3.5mV/°C/cell)	
Short Circuit Current (A)	230			

TAB SPAIN, S.L.

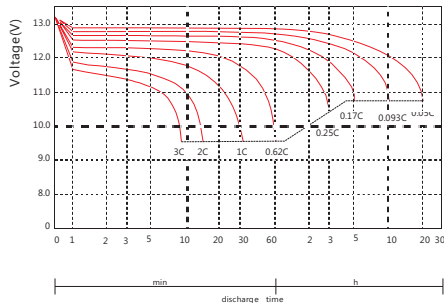
Lagasca, 26 1º derecha 28001 MADRID
 B64008873 - info@tabspain.com www.tabspain.com

Discharge Data

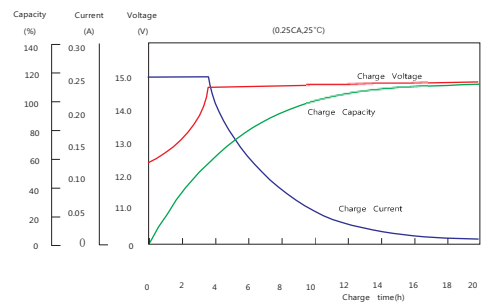
Constant Current Discharge Data (25°C, A)													
End Voltage (V/cell)	min						h						
	5	10	15	20	30	45	1	1.5	2	3	5	10	20
1.60	43.92	25.22	17.33	13.44	9.722	6.765	5.444	3.883	3.108	2.303	1.471	0.840	0.458
1.65	42.57	24.59	16.96	13.19	9.558	6.656	5.372	3.834	3.072	2.274	1.464	0.835	0.456
1.67	42.12	24.41	16.84	13.12	9.503	6.605	5.346	3.812	3.057	2.265	1.460	0.830	0.454
1.70	41.67	24.23	16.73	13.00	9.430	6.573	5.314	3.797	3.042	2.254	1.453	0.825	0.452
1.75	37.44	22.56	15.84	12.48	9.120	6.400	5.200	3.733	3.000	2.232	1.440	0.820	0.450
1.80	33.32	20.64	14.78	11.82	8.755	6.189	5.080	3.670	2.958	2.205	1.424	0.810	0.445

Constant Power Discharge Data (25°C, W/cell)													
End Voltage (V/cell)	min						h						
	5	10	15	20	30	45	1	1.5	2	3	5	10	20
1.60	80.00	47.45	32.97	25.83	18.83	13.19	10.676	7.643	6.142	4.566	2.926	1.674	0.916
1.65	77.90	46.43	32.38	25.42	18.55	13.01	10.564	7.571	6.086	4.518	2.917	1.668	0.913
1.67	77.35	46.26	32.21	25.32	18.48	12.94	10.52	7.536	6.063	4.506	2.912	1.659	0.909
1.70	76.76	46.02	32.05	25.13	18.37	12.90	10.476	7.514	6.038	4.488	2.901	1.651	0.906
1.75	69.33	43.01	30.45	24.20	17.81	12.59	10.270	7.405	5.967	4.452	2.881	1.644	0.904
1.80	62.20	39.53	28.55	22.99	17.15	12.197	10.065	7.296	5.898	4.406	2.855	1.627	0.895

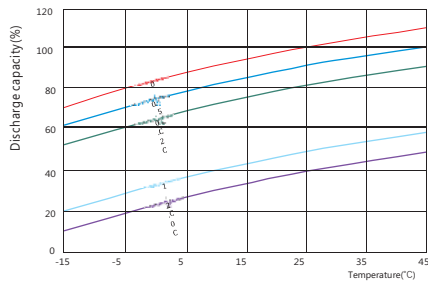
Performance Curve



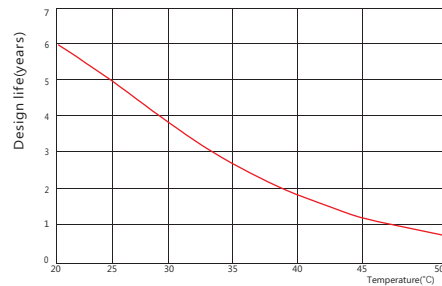
Discharge voltage vs. discharge time



Charge capacity vs. charge time



Discharge capacity vs. temperature



Design life vs. temperature

TAB SPAIN, S.L.

Lagasca, 26 1º derecha 28001 MADRID

B64008873 - info@tabspain.com www.tabspain.com