

# 5GVRLA

## 5GVRLA65 12V65Ah

5GVRLA series battery uses AGM technology and high-purity raw materials. Its good floating back up and large current discharge performance makes it optimal and economical choice for UPS/EPS.

### Benefits

- Long life according to EUROBAT Classification
- Maximum charge efficiency
- High gas recombination efficiency
- Low self-discharge rate
- Easy installation and handling
- Vertical or horizontal installation

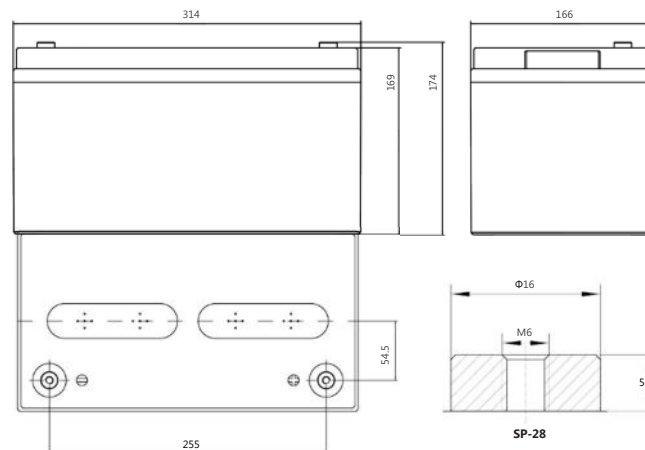
### Applications

- UPS units
- Emergency power
- Starting generators
- EPS units

### Standards

- IEC 60896-21/22
- JIS C8704-1/2
- EUROBAT guide

### Drawing



### Specifications

Battery Model	5GVRLA65			
Design Life (years, 25°C)	10			
Capacity (Ah, 25°C)	20HR (3.27A, 1.80V)	10HR (6.5A, 1.80V)	5HR (11.05A, 1.75V)	1HR(36.62A, 1.70V)
	67,6	65	55.25	36.62
Dimensions (mm)	Length	Width	Height	Total Height
	314	166	169	174
Approx. Weight (kg)	20.0			
Reference Internal Resistance (mK)	6.3 ( full charged @ 25°C)			
Maximum Discharge Current (A/5 Sec.)	975			
Self-Discharge (25°C)	≤2% per month			
Charge Voltage (V/cell, 25°C)	Cycle use		Float use	
	2.40 (-3.5mV/°C/cell), max charge current: 19.5 A		2.27 (-3.5mV/°C/cell)	
Short Circuit Current (A)	1900			

### TAB SPAIN, S.L.

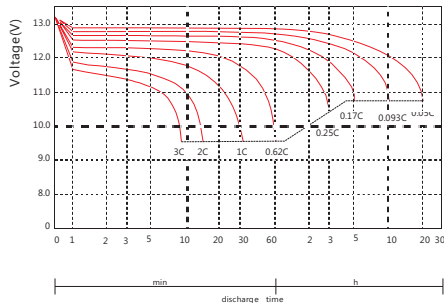
Lagasca, 26 1º derecha 28001 MADRID  
B64008873 - [info@tabspain.com](mailto:info@tabspain.com) [www.tabspain.com](http://www.tabspain.com)

## Discharge Data

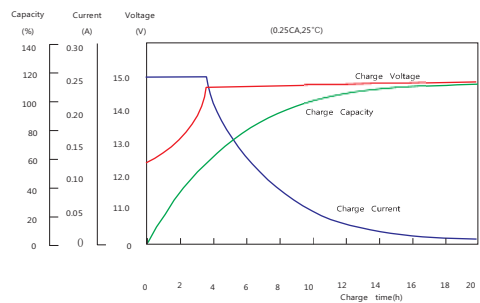
Constant Current Discharge Data (25°C, A)													
End Voltage (V/cell)	min						h						
	5	10	15	20	30	45	1	1.5	2	3	5	10	20
1.60	214.8	148.0	120.0	96.50	72.20	52.81	38.25	30.38	23.44	18.02	11.68	6.920	3.630
1.65	196.4	142.0	115.4	92.80	70.00	51.20	37.43	29.62	22.85	17.51	11.44	6.850	3.560
1.67	189.4	139.3	113.3	91.38	69.24	50.70	37.08	29.42	22.60	17.31	11.38	6.812	3.520
1.70	181.6	136.0	110.8	89.60	68.20	50.00	36.62	29.11	22.26	17.09	11.28	6.750	3.480
1.75	167.8	131.0	106.8	86.80	66.70	48.74	35.75	28.52	21.92	16.67	11.05	6.650	3.380
1.80	152.9	125.0	102.2	83.60	64.70	47.50	34.56	27.93	21.50	16.25	10.70	6.500	3.270

Constant Power Discharge Data (25°C, W/cell)													
End Voltage (V/cell)	min						h						
	5	10	15	20	30	45	1	1.5	2	3	5	10	20
1.60	395.2	267.3	208.9	166.5	130.0	103.0	76.28	62.80	46.50	33.67	21.41	13.58	7.115
1.65	368.7	257.0	202.4	160.6	127.0	100.0	73.92	60.30	45.74	33.29	21.20	13.40	7.015
1.67	356.1	252.3	199.6	158.0	124.4	99.05	72.91	59.70	45.47	33.18	21.14	13.33	6.906
1.70	342.0	246.6	196.0	154.8	121.4	97.70	71.83	58.60	45.02	33.01	21.00	13.24	6.890
1.75	313.0	233.4	187.0	148.8	117.0	94.00	69.46	56.60	44.17	32.62	20.90	13.07	6.800
1.80	283.0	220.0	177.0	140.6	111.0	89.80	66.78	54.50	43.50	32.24	20.70	12.86	6.675

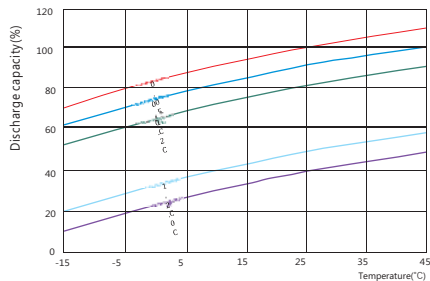
## Performance Curve



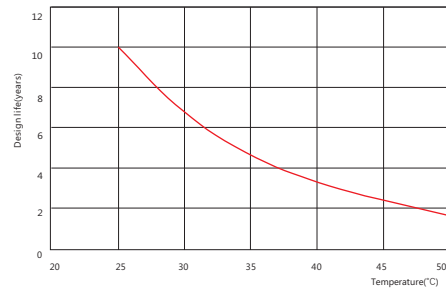
Discharge voltage vs. discharge time



Charge capacity vs. charge time



Discharge capacity vs. temperature



Design life vs. temperature

TAB SPAIN, S.L.

Lagasca, 26 1º derecha 28001 MADRID

B64008873 - [info@tabspain.com](mailto:info@tabspain.com) [www.tabspain.com](http://www.tabspain.com)